

Scaled data based on original data using
LM-79-08 Approved Method: Electrical and Photometric Measurements of Solid-
State Lighting Products

Test Report Prepared for
Cooper Lighting Solutions
(formerly Eaton)

Brand: STREETWORKS

Report Number: P960396

Luminaire Tested: **NVN-SB1C-750-U-5MQ**

Issue Date: 1/21/2025

Test Information

Test Method: LM-79-08
Report Number: P960396
TEST IS SCALED FROM IESNA LM-79-08 TEST DATA (G2-2411-289-20)
Test Lab: INNOVATION CENTER
Issue Date: 1/21/2025
Manufacturer: COOPER LIGHTING SOLUTIONS (FORMERLY EATON)
Product Line: STREETWORKS
Catalog Number: NVN-SB1C-750-U-5MQ
Description: NAVION ROADWAY AND AREA HIGH DENSITY LED LUMINAIRE
(1) 70 CRI, 5000K, 615mA LIGHTSQUARE WITH 26 LEDS AND TYPE V MEDIUM OPTICS
Light Source: -
Ballast/Driver: -

Summary

Lumens per Lamp: N/A
Luminaire Lumens: 8507.5 lumens
Efficiency: N/A
Efficacy: 156.4 lumens/watt
Luminous Opening: Rectangular (W 0.5' x L: 0.5' x H: 0')
IES Classification: Type V - Short
BUG Rating: B3 - U0 - G2

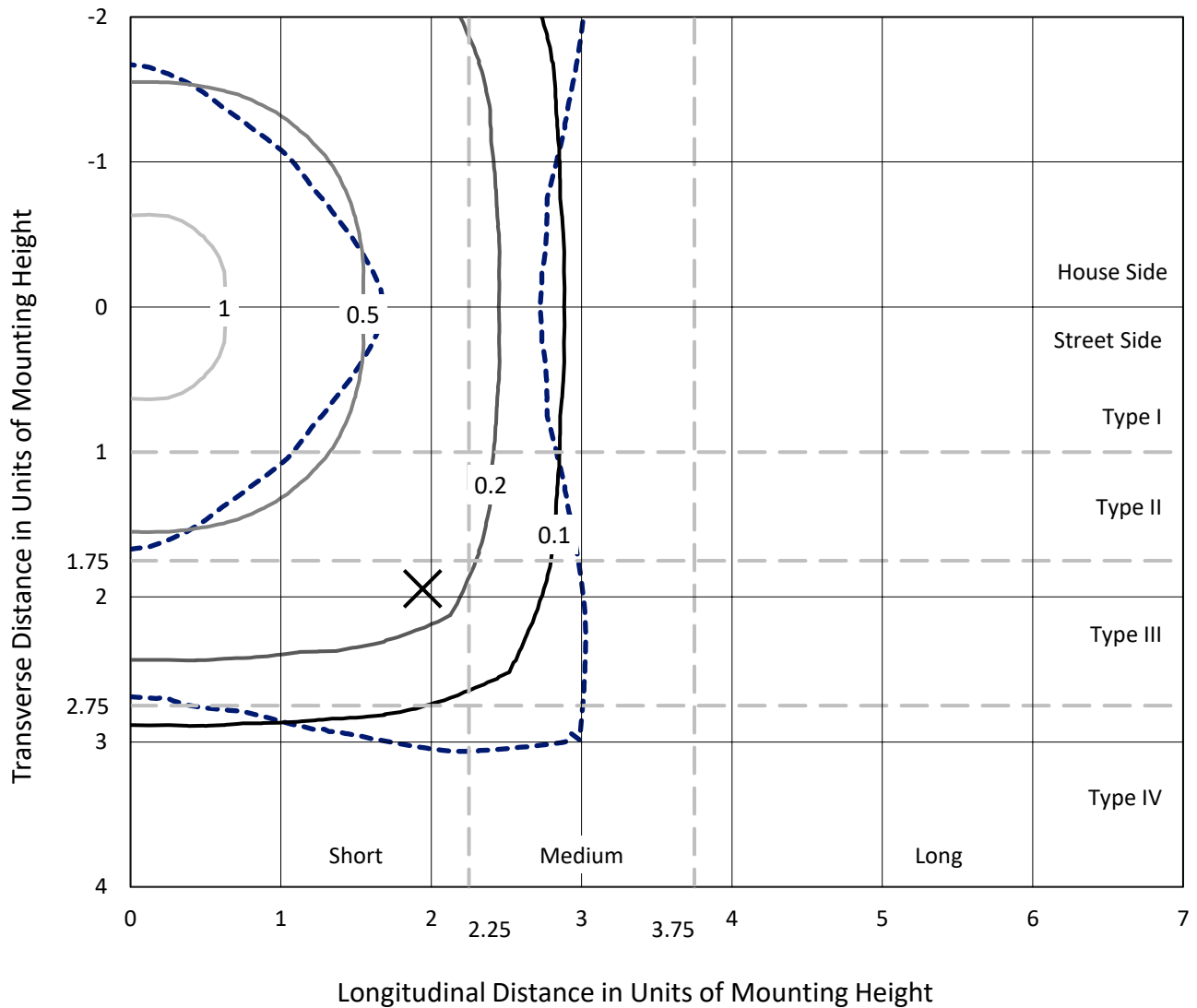
Input Watts (W): 54.4
Input Voltage (V): NR
Input Current (Ain): NR
Voltage Rise (V): NR
Power Factor: NR
Total Harmonic Distortion (THDi): NR
Frequency (hertz): 60
Stabilization Time: NR
Operation Time: NR
Ambient Temperature (°C): NR
Test Distance: 24 FT



REPORT NUMBER: P960396
 CATALOG NUMBER: NVN-SB1C-750-U-5MQ

Iso-Footcandle Lines of Horizontal Illumination

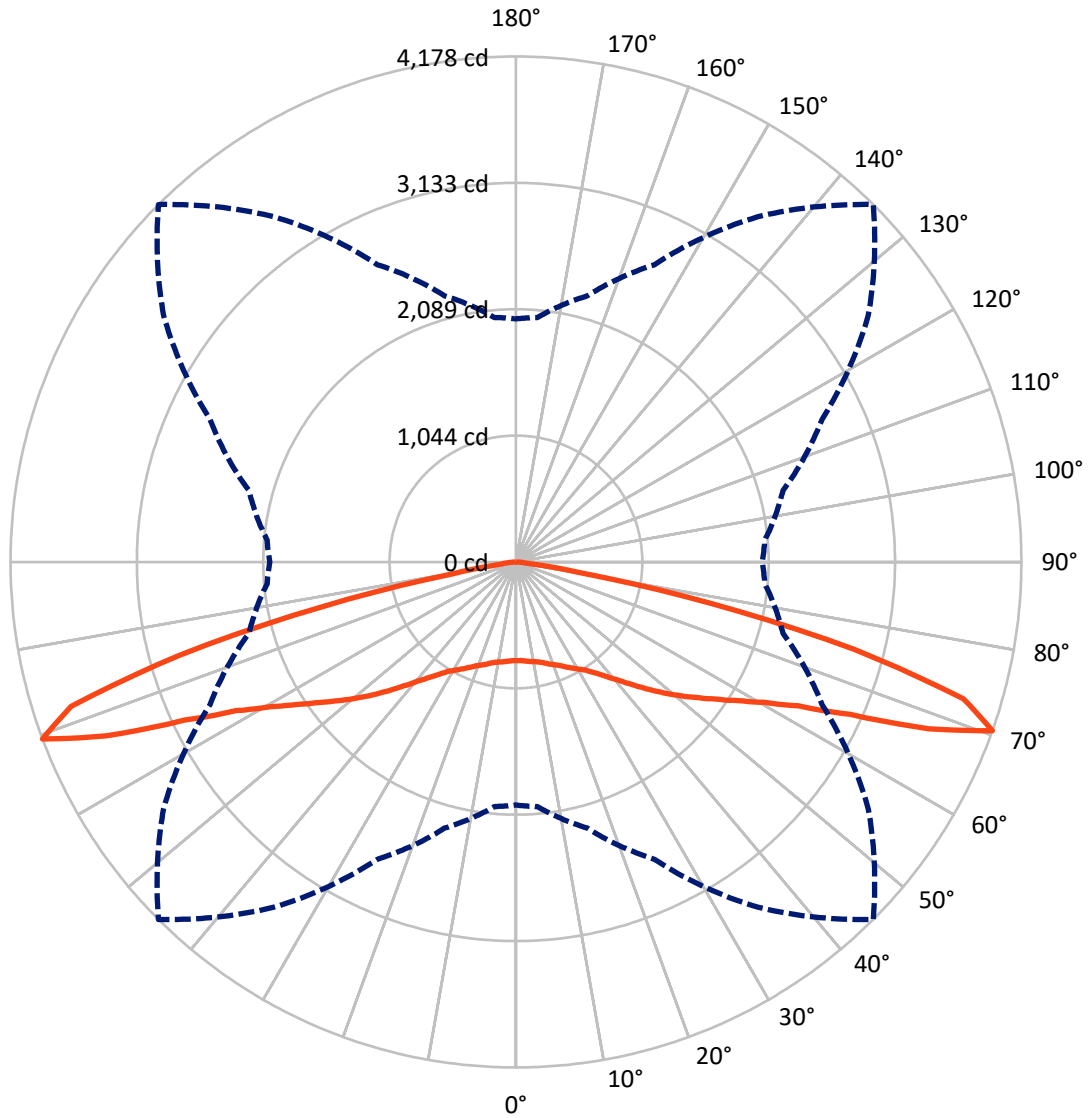
✕ Max cd
 - - - 1/2 Max cd



Based on 25 foot mounting height. Maximum calculated value = 1.3 fc
 Type V - Short - N/A

REPORT NUMBER: P960396
CATALOG NUMBER: NVN-SB1C-750-U-5MQ

Luminous Intensity Polar Plot



— Vertical Plane Through 45-Deg Lateral - - - Horizontal Cone Through 70-Deg Vertical

REPORT NUMBER: P960396
 CATALOG NUMBER: NVN-SB1C-750-U-5MQ

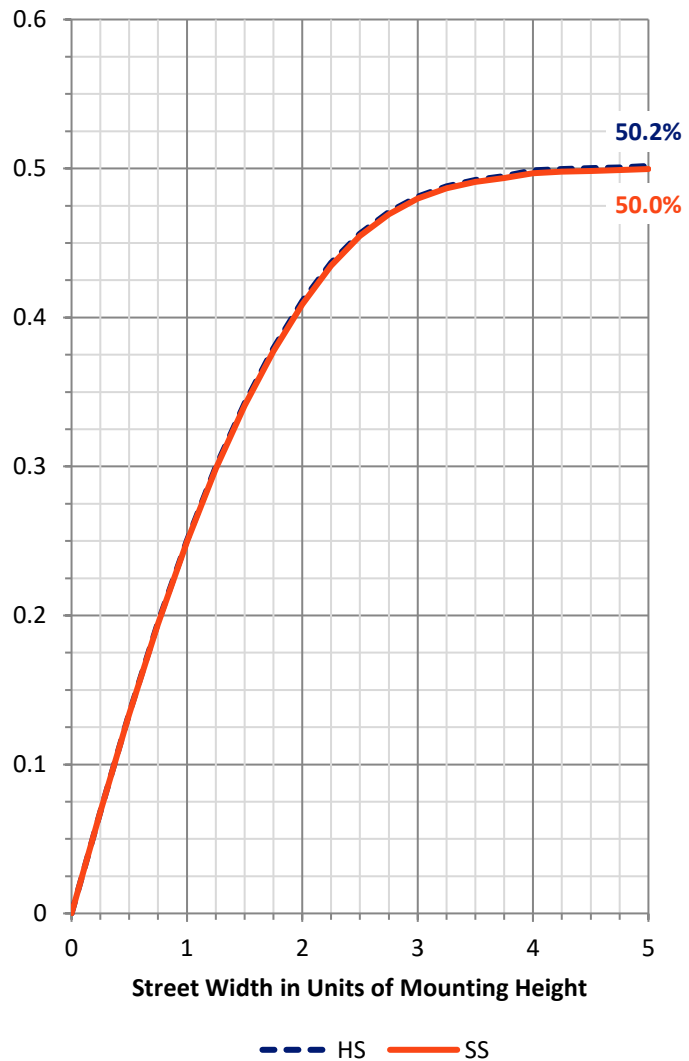
FLUX DISTRIBUTION:

		Downward	Upward	Total
House Side	Lumens	4253.7	0.0	4253.7
	% Fixture	50.0	0.0	50.0
Street Side	Lumens	4253.7	0.0	4253.7
	% Fixture	50.0	0.0	50.0
Total	Lumens	8507.5	0.0	8507.5
	% Fixture	100.0	0.0	100.0

ZONAL LUMENS:

Zone	Lumens	% Fixture
0°-10°	79.2	0.9
10°-20°	245.5	2.9
20°-30°	438.7	5.2
30°-40°	711.2	8.4
40°-50°	1158.4	13.6
50°-60°	1766.2	20.8
60°-70°	2627.5	30.9
70°-80°	1432.1	16.8
80°-90°	48.8	0.6
90°-100°	0.0	0.0
100°-110°	0.0	0.0
110°-120°	0.0	0.0
120°-130°	0.0	0.0
130°-140°	0.0	0.0
140°-150°	0.0	0.0
150°-160°	0.0	0.0
160°-170°	0.0	0.0
170°-180°	0.0	0.0
0°-90°	8507.5	100.0
0°-180°	8507.5	100.0

Coefficient of Utilization



REPORT NUMBER: P960396

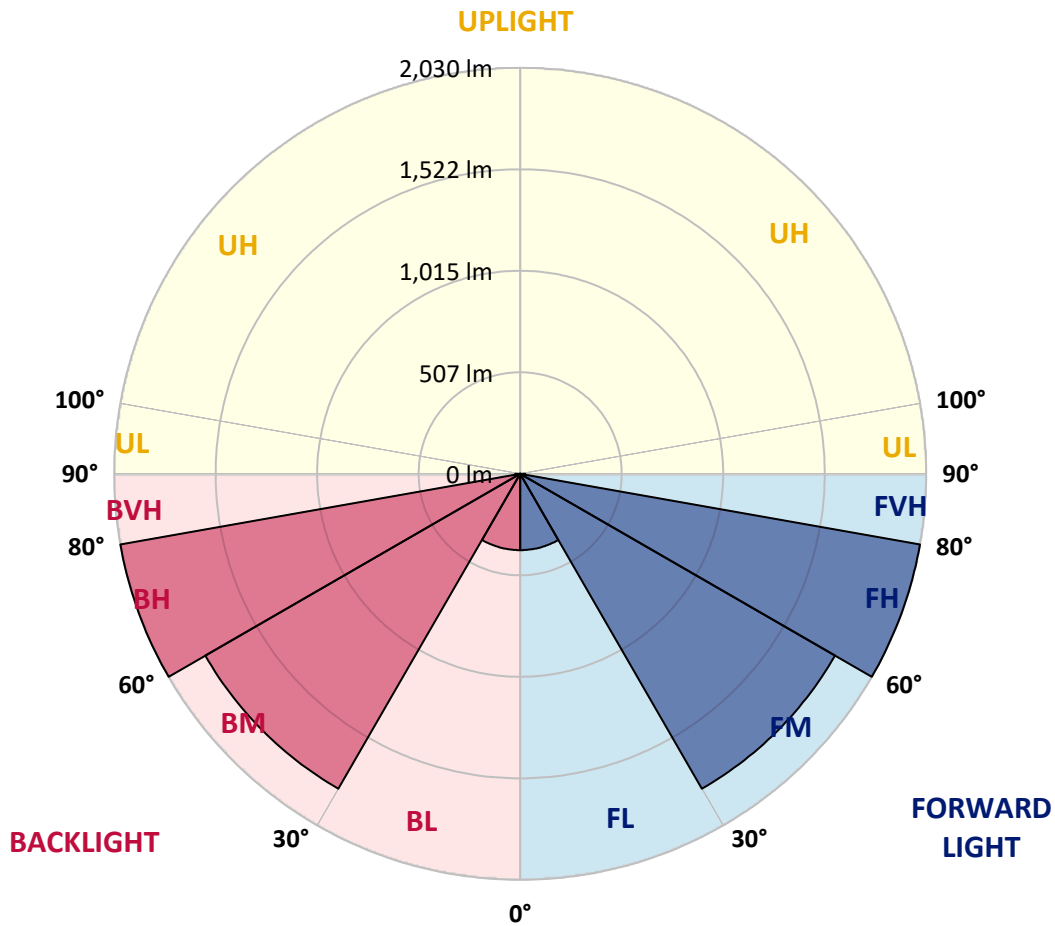
CATALOG NUMBER: NVN-SB1C-750-U-5MQ

LUMINAIRE CLASSIFICATION SYSTEM LUMEN TABLE AND BUG RATING:

Zone	Lumens	% Fixture	Zone Rating/Lumen Limit		
			B	U	G
FL (0°-30°)	381.7	4.5			
FM (30°-60°)	1817.9	21.4			
FH (60°-80°)	2029.8	23.9			G2/5000
FVH (80°-90°)	24.4	0.3			G1/100
BL (0°-30°)	381.7	4.5	B1/500		
BM (30°-60°)	1817.9	21.4	B2/2500		
BH (60°-80°)	2029.8	23.9	B3/2500		G2/5000
BVH (80°-90°)	24.4	0.3			G1/100
UL (90°-100°)	0.0	0.0		U0/0	
UH (100°-180°)	0.0	0.0		U0/0	

BUG Rating: B3-U0-G2

Type V Short



REPORT NUMBER: P960396
 CATALOG NUMBER: NVN-SB1C-750-U-5MQ

CANDELA DISTRIBUTION (FULL):

	0°	5°	15°	25°	35°	45°	55°	65°	75°	85°	90°
0°	815.0	815.0	815.0	815.0	815.0	815.0	815.0	815.0	815.0	815.0	815.0
2.5°	818.8	819.6	817.9	817.0	816.2	815.0	815.4	817.5	819.2	818.8	819.2
5°	825.6	826.5	825.2	824.7	823.1	822.7	822.7	824.7	826.0	825.2	825.6
7.5°	833.3	834.6	832.4	832.0	831.2	830.4	829.8	832.0	833.3	833.3	833.3
10°	840.6	841.8	840.1	838.9	838.0	838.0	837.1	838.9	841.0	840.6	840.6
12.5°	848.3	849.1	847.4	846.5	846.5	847.8	846.5	847.4	849.1	848.3	847.8
15°	857.6	858.0	857.6	859.0	861.1	865.3	861.5	860.6	861.5	859.4	859.4
17.5°	870.4	871.4	873.0	876.0	879.0	886.7	879.9	877.7	877.7	873.4	873.4
20°	886.2	887.5	890.1	895.2	899.0	906.3	899.5	896.5	895.2	889.7	889.7
22.5°	902.9	905.1	908.9	915.7	922.6	929.4	922.6	917.5	913.6	906.3	905.9
25°	922.1	924.7	930.7	941.8	951.2	961.0	952.8	942.6	934.9	924.7	924.2
27.5°	949.5	952.4	959.7	973.3	985.3	993.8	986.2	972.9	962.3	949.9	949.5
30°	987.9	990.9	999.5	1013.9	1022.1	1027.7	1022.5	1012.3	999.5	985.3	985.3
32.5°	1037.5	1041.3	1050.7	1064.4	1066.1	1066.9	1065.2	1060.1	1050.7	1033.6	1034.0
35°	1100.2	1104.5	1115.2	1126.3	1124.6	1126.3	1123.7	1122.1	1115.2	1095.5	1095.5
37.5°	1177.1	1182.2	1193.3	1201.9	1197.6	1195.5	1195.9	1196.4	1192.5	1170.8	1170.8
40°	1266.4	1273.3	1281.4	1290.3	1283.1	1276.6	1280.9	1284.3	1280.9	1258.7	1258.7
42.5°	1358.2	1368.1	1376.6	1389.4	1383.4	1375.3	1381.3	1385.1	1377.9	1353.9	1355.7
45°	1460.3	1469.6	1480.8	1500.0	1495.8	1487.2	1495.8	1496.6	1484.2	1456.0	1459.0
47.5°	1565.8	1575.6	1592.2	1617.9	1616.2	1606.8	1617.9	1611.9	1596.1	1562.4	1560.3
50°	1665.7	1679.4	1705.0	1740.9	1744.3	1732.8	1747.7	1736.2	1709.7	1667.5	1666.5
52.5°	1759.7	1774.3	1814.8	1863.4	1875.9	1860.9	1881.0	1860.9	1821.2	1767.0	1761.9
55°	1858.3	1874.6	1922.9	1986.4	2011.3	2000.2	2018.9	1988.6	1932.2	1866.5	1857.5
57.5°	1974.6	1984.4	2042.0	2117.6	2159.5	2162.0	2170.5	2119.3	2051.0	1976.2	1966.0
60°	2100.5	2114.2	2177.0	2267.5	2333.7	2355.1	2346.1	2270.1	2190.6	2104.8	2091.1
62.5°	2262.0	2276.9	2352.1	2460.6	2565.3	2618.2	2583.2	2473.0	2374.7	2271.8	2253.9
65°	2395.6	2412.3	2548.1	2741.7	2932.1	3038.5	2950.5	2747.6	2570.8	2425.6	2401.7
67.5°	2298.8	2319.3	2532.4	2887.7	3361.4	3678.7	3377.6	2931.3	2584.8	2387.9	2358.5
70°	2009.1	2028.4	2276.9	2711.3	3482.2	4177.6	3554.9	2791.2	2285.0	2064.7	2035.2
72.5°	1333.8	1395.8	1647.4	2168.5	3109.3	3865.8	3140.1	2124.4	1528.2	1330.9	1287.7
75°	442.5	492.0	663.7	1124.1	2082.6	2891.1	1982.7	994.8	525.8	378.4	357.9
77.5°	111.5	128.5	177.2	321.6	830.8	1646.0	747.8	262.7	143.1	99.9	89.3
80°	54.2	59.8	85.4	107.2	208.0	523.3	195.2	100.8	67.4	52.1	47.9
82.5°	29.9	30.3	48.3	60.7	77.3	135.4	80.3	58.9	38.8	31.6	31.6
85°	18.3	17.9	25.6	32.5	32.5	48.3	38.4	32.5	22.2	19.7	20.5
87.5°	7.3	7.3	9.4	10.2	9.0	12.4	9.8	10.7	8.5	8.1	8.5
90°	0.0	0.0	0.0	0.0	0.0	0.0	0.0	0.0	0.0	0.0	0.0

(END OF REPORT)